



**ALLIANCE**  
OF COALITIONS  
for Healthy Communities

# 2022 Oakland County **KEY FINDINGS** REPORT

Findings from student, parent, and community surveys are provided in this report to bring awareness and support to the issues in our communities of mental health, marijuana, alcohol, vaping, and prescription drugs.

# ABOUT THIS REPORT

## About the Data

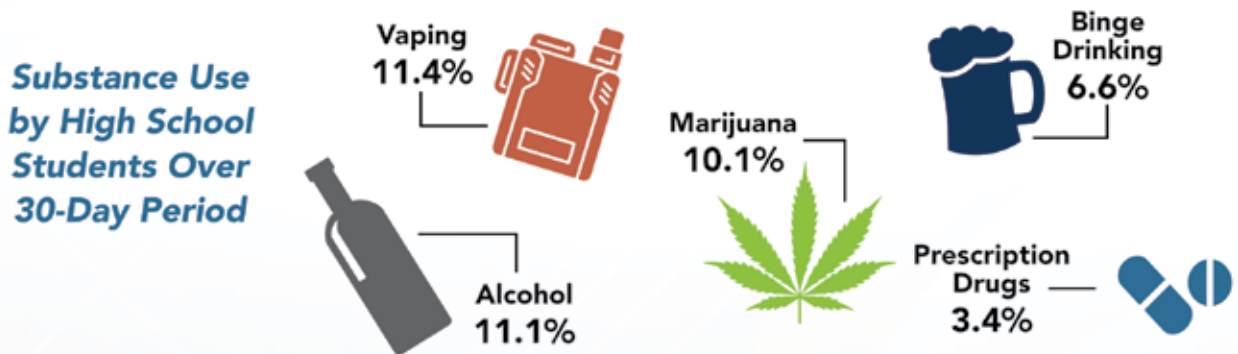
The following information was obtained from the 2021 – 2022 Oakland County MiPHY, a student survey assessing 7th, 9th, and 11th graders’ substance use, violence, physical activity, sexual behavior and emotional health. For the 2021 – 2022 school year, Oakland County had 4,414 7th grade, 4,855 9th grade, 3,817 11th grade students complete the MiPHY.

## About the Alliance

Through substance abuse prevention, mental and physical wellness, and recovery support programs, the Alliance connects, strengthens, and mobilizes strategic partners to promote healthier communities. The Alliance is the largest prevention organization in Oakland County, consisting of 21 prevention coalitions and 5 support and recovery regions. This network mobilizes a diverse group of persons and organizations from all community sectors to take coordinated action in building healthy communities through substance abuse prevention, wellness, harm reduction and recovery support.

## Why This Is Important

This report was produced to shed light on the issue of substance misuse among our youth. The information below shows the substance use by high school students over the past 30-day period of the survey period in 2022. Our hope at the Alliance is to educate and inform about misuse among youth to help our communities be safer and healthier places to live.

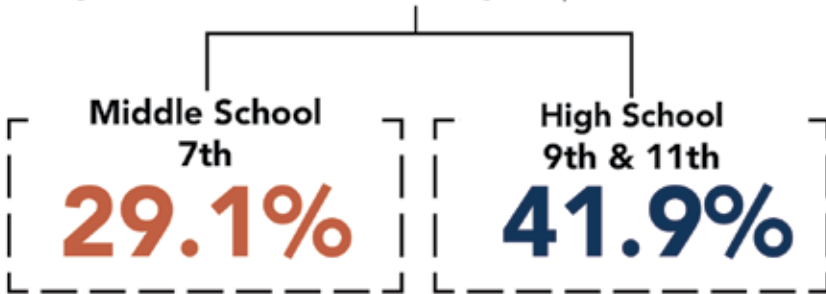


## Table of Contents

About This Report.....	2
Teen Health.....	3
Alcohol.....	4
Marijuana.....	5
Vape.....	6
Rx Drugs.....	7
Parent Info.....	8
Parent Info.....	9
Parent Info.....	10
Parent Info.....	11

# TEEN MENTAL HEALTH

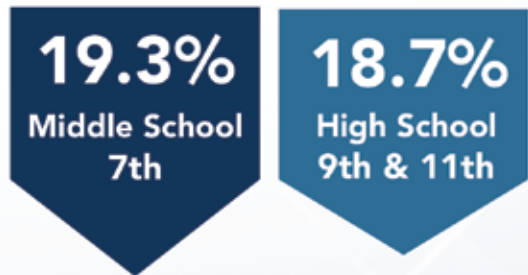
Percentage of students who **felt so sad or hopeless** almost every day for **two weeks or more** in a row that they stopped doing some usual activities during the past 12 months:



Percentage of students who **made a plan** about how they would attempt suicide during the past 12 months:



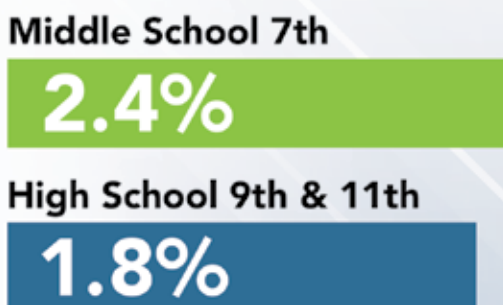
Percentage of students who seriously **considered attempting suicide** during the past 12 months:



Percentage of students who actually **attempted suicide** one or more times during the past 12 months:

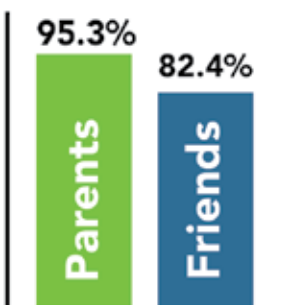


Percentage of students whose suicide attempt resulted in an **injury, poisoning, or overdose** that had to be treated by a doctor or nurse during the past 12 months:



ReNEWed provides tools for dealing with stress, anxiety, and other difficult feelings by practicing mindfulness, yoga, meditation, breathing exercises, and other healthy coping strategies.

# ALCOHOL RISK & PROTECTIVE FACTORS



9th & 11th grade students who reported their friends and parents felt having **one or two drinks** of an alcoholic beverage **nearly every day** to be **wrong or very wrong**

## 11.1%

9th & 11th grade students reported having **at least one drink** of alcohol during the **past 30 days**



## 6.6%

9th & 11th grade students who had **4 or more drinks** of alcohol in a row (if female) or **5 or more drinks** in a row (if male) **within a couple of hours**, during the **past 30 days**

## 71.7%

9th & 11th grade students who reported having **five or more drinks** of alcohol **once or twice each weekend** to be a moderate or great risk

## 68.3%

9th & 11th grade students who reported taking **one or two drinks** of an alcoholic beverage **nearly every day** to be of moderate or great risk

**underage DRINKING**  
NOT A MINOR PROBLEM

To download a toolkit for parents, grandparents and caregivers containing information on underage drinking, go to:  
<https://achcmi.org/achc-resources/underage-drinking/>

## 53.6%

9th & 11th

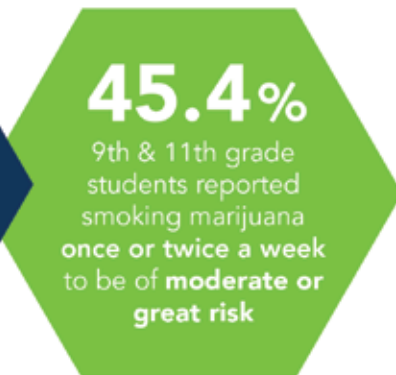
Students who reported that it's **sort of easy** or **very easy** to get alcohol



# MARIJUANA KEY FINDINGS



Percentage of 9th & 11th students who reported their **friends or parents** felt smoking marijuana to be **wrong or very wrong**




Percentage of students who **used marijuana** during the **past 30 days**

**10.1%**  
High School 9th & 11th

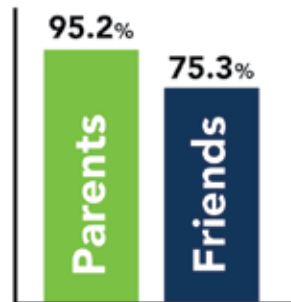
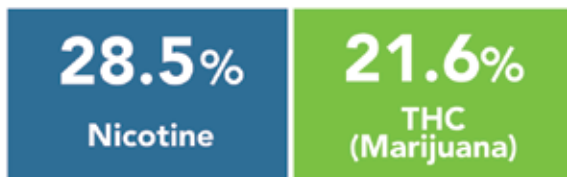


To download a toolkit for parents, grandparents and caregivers containing information on preventing marijuana use in youth, go to:  
<https://achcmi.org/achc-resources/clear-the-smoke/>

# VAPE KEY FINDINGS

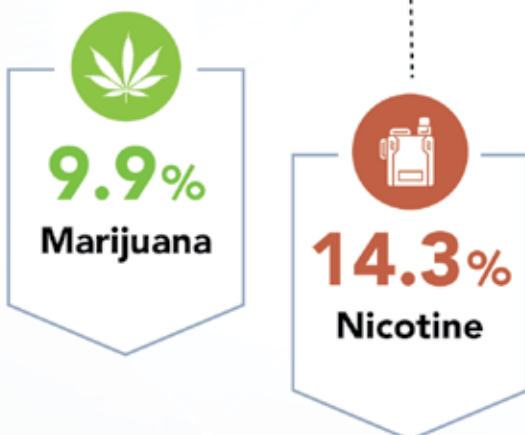


Overall 7th, 9th & 11th graders who said that it would be **easy** for them to get **nicotine or THC to vape**

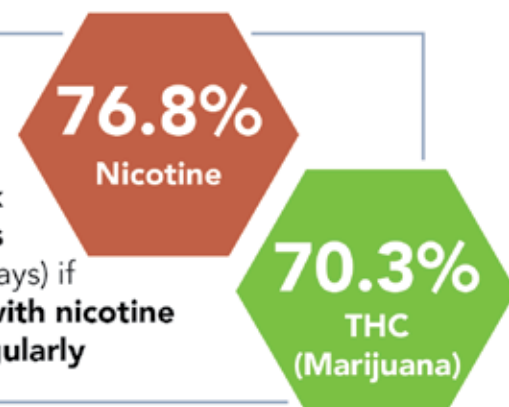


Overall 7th, 9th & 11th graders who responded that their parents or friends felt it is **wrong** or **very wrong** to use e-cigarettes or vaping products

Overall 7th, 9th & 11th graders who reported that they are **often/always** in the presence of others who vape marijuana or nicotine



Overall 7th, 9th & 11th graders who believe **people are at a moderate or great risk of harming themselves** (physically or in other ways) if they **vape an e-liquid with nicotine or THC (marijuana) regularly**



Overall 7th, 9th & 11th graders who are **moderately or very confident** in their ability to **resist vaping...**



To download a toolkit for parents, grandparents and caregivers containing information on understanding youth vaping, go to: <https://achcmi.org/achc-resources/whats-in-your-vape/>

Overall 7th, 9th & 11th graders who have used either an **electronic vapor product** or **vaped an e-liquid with THC (marijuana)** in it in the past 30 days



# PRESCRIPTION DRUGS KEY FINDINGS

77.1%

9th & 11th grade students reported **using prescription drugs that are not prescribed to them** has moderate or great risk



3.4%

9th & 11th grade students reported **taking a prescription drug not prescribed to them**, including painkillers, during the past 30 days

97.1%

9th & 11th grade students reported their **parents** felt using **prescription drugs not prescribed to them** to be wrong or very wrong

89.4%

9th & 11th grade students reported their **friends** felt using **prescription drugs not prescribed to them** to be wrong or very wrong

**BE THE**  
**SOLUTION**

To download a toolkit for parents, grandparents and caregivers containing information on prescription drug misuse prevention, go to: <https://achcmi.org/achc-resources/do-your-part/>

# PARENT INFORMATION

The Alliance of Coalitions for Healthy Communities 2022 Parent and Community Survey was an online survey promoted to parents and community members in Oakland County. The survey administration period was April 2022 – September 2022. The survey's objective was to gather perceptions and thoughts on youth substance use and mental health from adult community members and parents of 6th through 12th grade students in Oakland County. The total number of survey respondents used in this report is 1,277.

## PARENT CONCERNS FOR ALCOHOL AND VAPE USE

Respondents believe **alcohol is the easiest substance for teens to obtain**, closely followed by e-cigarettes/vaping products

**56.1%**

Adults felt it is **easy** for teens to get **alcohol**

**54.8%**

Felt it was **easy** for teens to get e-cigarettes or vaping products



**2 out of 3 ADULTS**

Reported being concerned with **underage alcohol use** in their community

**71%**

Adults reported they believe **preventing alcohol and drug use among teens** in their community is important

## PARENT CONCERNS FOR MENTAL HEALTH

**73%**

Believe additional **mental health prevention** efforts are needed in their community

**72%**

Believe additional or **enhanced suicide prevention** efforts are needed in their community



# PARENT INFORMATION

## PARENTS TALKING TO KIDS

Most parents reported talking to their kids about the dangers and problems associated with substance use.

Parents who reported having talked to their child at least once about the dangers and problems associated with...



Alcohol use

90.4%

Marijuana use

84.8%

E-cigarette or vaping product use

87.5%

Prescription drugs not prescribed to their child

78.8%

## PARENTS CLEAR RULES

Most parents have clear rules about no underage substance use.

73.6%

Parents reported that they have clear rules about not using **prescription drugs not prescribed to their child**

67.3%

Parents reported they have clear rules about **no underage alcohol use**

73.9%

Parents reported they have clear rules about **no underage vaping or tobacco use**

78.3%

Parents reported they have clear rules about **no underage marijuana use**

# PARENT INFORMATION

## PARENTS' TOP CONCERNS Related To Their Child's Well-Being



# PARENT INFORMATION

## PARENTS' GREATEST CONCERNS Regarding Teen Substance Abuse



### ALCOHOL

HEALTH CONSEQUENCES

**24.9%**

(n = 408)

DRIVING UNDER THE INFLUENCE

**20.8%**

(n = 340)

CONSEQUENCES AT SCHOOL

**16.2%**

(n = 265)



### MARIJUANA

ADDICTION

**23.3%**

(n = 380)

HEALTH CONSEQUENCES

**22.0%**

(n = 360)

LEGAL CONSEQUENCES

**14.3%**

(n = 233)



### VAPING PRODUCTS

HEALTH CONSEQUENCES

**44.8%**

(n = 731)

ADDICTION

**19.6%**

(n = 320)

FUTURE CIGARETTE USE

**13.1%**

(n = 214)



**f Alliance of Coalitions for Healthy Communities**

**@Allianceofcoalitions**

**ACHCMichigan**

**5505 Corporate Dr., Suite 301 • Troy, MI 48098**

**(248) 221-7101 • [info@achcmi.org](mailto:info@achcmi.org)**

**[achcmi.org](http://achcmi.org)**